

BackLED RGBW Plus G2

LED modules for light advertising and backlighting



Areas of application

- Dynamic color backlighting
- Dynamic mood lighting
- Spas
- Shops
- Restaurants
- Trade fair lighting
- Permanent outdoor use in enclosed light boxes or channel letters

Product benefits

- Simple fixing with M3 screws
- Broad color mixing palette (in connection with light management systems)
- Uniform backlighting of large surfaces thanks to extremely wide angle optics
- Simple connection with open cable ends
- Consistent white light (Standard Deviation of Color Matching SDCM: < 5)
- 5 year guarantee

Product features

- Connected with flexible cables
- Type of protection (modules): IP66/IP68
- Special robust encapsulation
- CE marked
- Dimmable by pulse width modulation (PWM)



Product family datasheet

Technical data

Electrical data

Product description	Nominal voltage	Nominal wattage per chain	Nominal wattage per LED module	Reverse Voltage	Input voltage range	Type of current
BA-RGBW-PL G2 ¹⁾	24.0 V	55.20 W	3.7 W	24 V	23.5...24.5 V	DC

¹⁾ See product remark

Photometrical data

Product description	Color temperature	Color rendering index Ra	Nominal dominant wavelength	Light color LED	Luminous flux per module chain	Luminous flux per LED module
BA-RGBW-PL G2 ¹⁾	6500 K ²⁾	-	625 / 522 nm	RGB, white	2310 lm	154 lm

Product description	Luminous efficacy
BA-RGBW-PL G2 ¹⁾	42 lm/W

¹⁾ See product remark

²⁾ Only for white light

Light technical data

Product description	Beam angle
BA-RGBW-PL G2 ¹⁾	150 °

¹⁾ See product remark

LED module information

Product description	Number of LEDs per module	Number of LED modules per chain	Minimum operable number of LED modules
BA-RGBW-PL G2 ¹⁾	8	15	3

¹⁾ See product remark

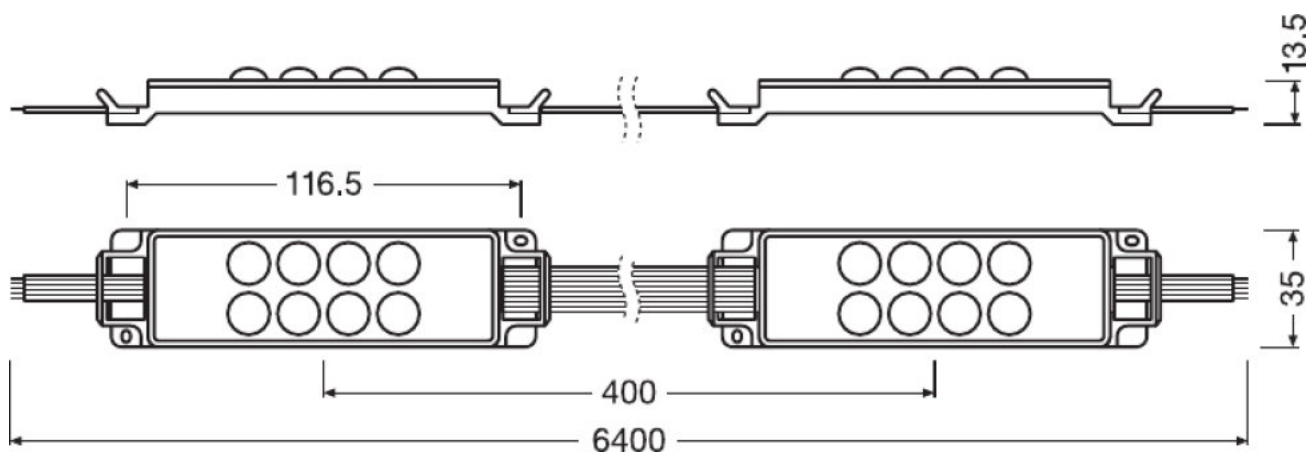
Product family datasheet

Dimensions & weight

Product description	Length	Width	Height	Product weight
BA-RGBW-PL G2 ¹⁾	129.0 mm	35.0 mm	12.8 mm	900.00 g

¹⁾ See product remark

Product line drawing



BA-RGBW-PL G2

Temperatures & operating conditions

Product description	Temperature range in operation at Tc point
BA-RGBW-PL G2 ¹⁾	-25...55 °C

¹⁾ See product remark

Lifespan

Product description	Lifespan
BA-RGBW-PL G2 ¹⁾	50000 h

¹⁾ See product remark

Product family datasheet

Capabilities

Product description	Dimmable	Dimming range
BA-RGBW-PL G2 ¹⁾	Yes	5...100 %

¹⁾ See product remark

Certificates & standards

Product description	Type of protection	Standards
BA-RGBW-PL G2 ¹⁾	IP66	CE

¹⁾ See product remark

Logistical data

Product description	Temperature range at storage
BA-RGBW-PL G2 ¹⁾	-25...65 °C

¹⁾ See product remark

Product remark

Modules perfectly matched to OSRAM OPTOTRONIC LED drivers (see relevant table)/For current photometric data and important safety, installation and application information, see www.osram.com/led-systems/All the technical parameters apply to the entire module. In view of the complex manufacturing process for light emitting diodes, the typical values given above for the technical LED parameters are merely statistical values that do not necessarily correspond to the actual technical parameters of an individual product; individual products may vary from the typical values

Equipment / Accessories

- Several types of OPTOTRONIC 24 V power supplies available
- BoxLED mounting profile BX-MP

Application advice

For more detailed application information and graphics please see product datasheet.

Additional product information

- Installation of LED modules (with power supplies) needs to be made under consideration of all valid regulations and norms.
- Installation by qualified electrician only.
- Please see the relevant application guides and instructions sheets for more detailed safety and mounting information. Additional information is available on request.





Product family datasheet

- Complies with IEC/EN 61547
- Complies with IEC/EN 61000-3-2
- Complies with EN 55015, CISPR 15
- Complies with IEC/EN 61347-1
- Complies with IEC/EN 61347-2-13
- LED modules are dimmable by means of PWM (pulse width modulation). It is recommended using the following OSRAM control gears: OPTOTRONIC OT DIM or OPTOTRONIC 24 V power supplies with integrated 1...10 V dimming interface.
- Parallel connection is mandatory for safe electrical operation. Serial connection of LED modules is strongly discouraged. Unbalanced voltage drop in serial connection can cause hazardous overload and damage the LED module.
- Electrical contact is achieved with the contact cables or the terminals of the module. Please refer to the technical data for maximum number of LED modules that can be operated on one control gear.
- In order to operate OSRAM LED modules safely, it is absolutely necessary to operate them with an electronically stabilized power supply that protects against short circuits, overload and overheating.
- In case other power supplies than OSRAM OPTOTRONIC are used, compliance to the necessary operating parameters (voltage, current, power) has to be ensured.
- Pay attention to polarity! Wrong polarity can cause destruction or malfunction of the module.
- Conducting paths on the circuit board must not be damaged or destroyed during installation.
- The LED module itself and all its components must not be stressed mechanically.
- Operation in or under water is prohibited.
- To avoid mechanical damage, the LED modules have to be attached securely to the intended mounting surface. It is recommended to avoid heavy vibration.
- In case that the LED module is equipped with a pre-mounted double-sided adhesive tape, OSRAM assumes no liability and provides no guarantee for a permanent adherence of the modules to the surface. OSRAM recommends fixation of the modules by means of suitable screws.
- Complies with IEC 61347-1 cl. 18.3, cl. 18.4, IEC 60695-2-10, IEC 60695-11-5, IEC 60695-11-10 (classification V-0)
- All the technical parameters apply to the entire module. In view of the complex manufacturing process for light emitting diodes, the specified typical values for the technical LED parameters are merely statistical values that do not necessarily correspond to the actual technical parameters of an individual product; individual products may vary from the typical values.
- Module contains no PVC material.
- To ensure uniform illumination, a reflective matt white surface is generally recommended for all internal frame walls and back panels of light boxes.
- The module may cause noises during dimming. If a dimming operation is required, it is recommended to check the dimming operation for noises before final installation.




Sales and Technical Support

Sales and Technical Support www.osram.com

Download Data

File	
	User instruction UI BackLED TW and RGBW Plus G2
	Declarations of conformity 727530_EC BackLED PLUS
	Declarations of conformity 727532_Manufacturer's Declaration BackLED PLUS
	CAD data 728616_CAD_BackLED RGBW Plus G2_dwg

Product family datasheet

	CAD data 728617_CAD_BackLED RGBW Plus G2_isg
	CAD data 3-dim 728618_CAD_BackLED RGBW Plus G2_step
	CAD data PDF 728615_CAD BackLED RGBW Plus G2_pdf
	Eulumdat 728621_BackLED RBGW Plus G2 BA-RGBW-PL_Blue_4052899452930
	Eulumdat 728622_BackLED RBGW Plus G2 BA-RGBW-PL_Green_4052899452930
	Eulumdat 728623_BackLED RBGW Plus G2 BA-RGBW-PL_RGBW_4052899452930
	Eulumdat 728624_BackLED RBGW Plus G2 BA-RGBW-PL_Red_4052899452930
	Eulumdat 728625_BackLED RBGW Plus G2 BA-RGBW-PL_White_4052899452930
	IES data IES_BackLED RBGW Plus G2
	IES data IES_BackLED RBGW Plus G2
	IES data IES_BackLED RBGW Plus G2
	IES data IES_BackLED RBGW Plus G2
	IES data IES_BackLED RBGW Plus G2

Logistical Data

Product code	Product description	Packaging unit (Pieces/Unit)	Dimensions (length x width x height)	Volume	Gross weight
4052899452930	BA-RGBW-PL G2	Shipping carton box 5	473 mm x 328 mm x 292 mm	45.30 dm ³	7277.00 g

The mentioned product code describes the smallest quantity unit which can be ordered. One shipping unit can contain one or more single products. When placing an order, for the quantity please enter single or multiples of a shipping unit.

Accessories Optional

Product description	Accessory name	Accessory code
BA-RGBW-PL G2	BX -MP	▶ 4008321981110

References / Links

Product family datasheet

For more information on the multi-level guarantee and the terms and conditions of the guarantee visit

▶ www.osram.com/system-guarantee

Disclaimer

Subject to change without notice. Errors and omission excepted. Always make sure to use the most recent release.